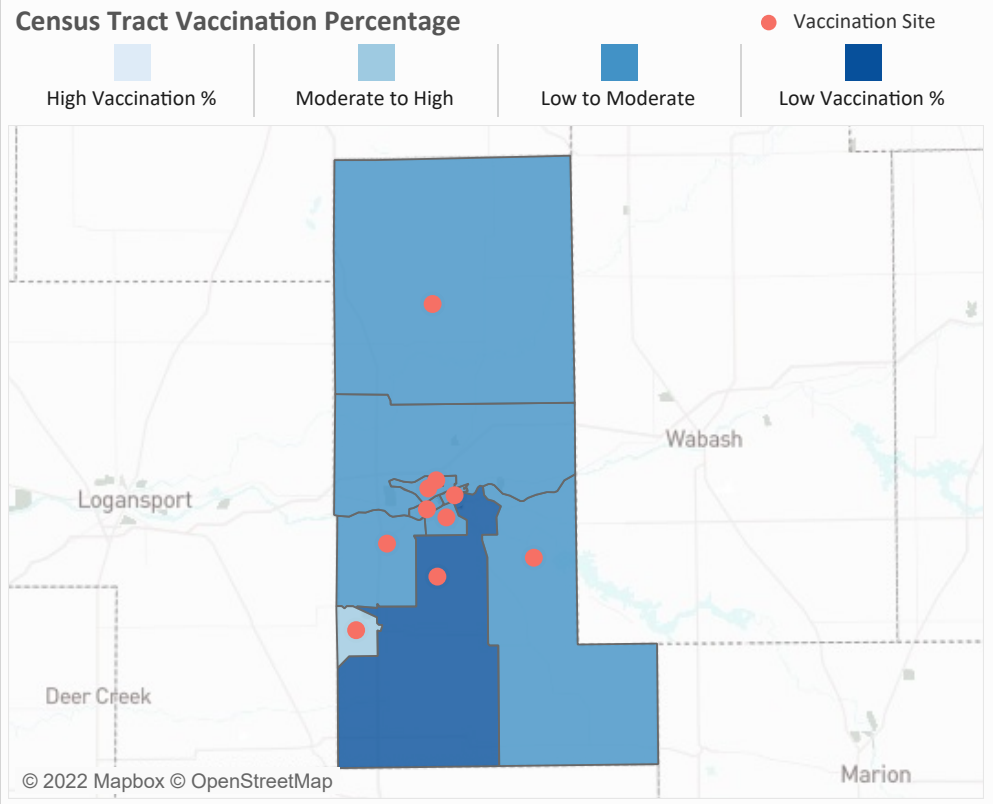
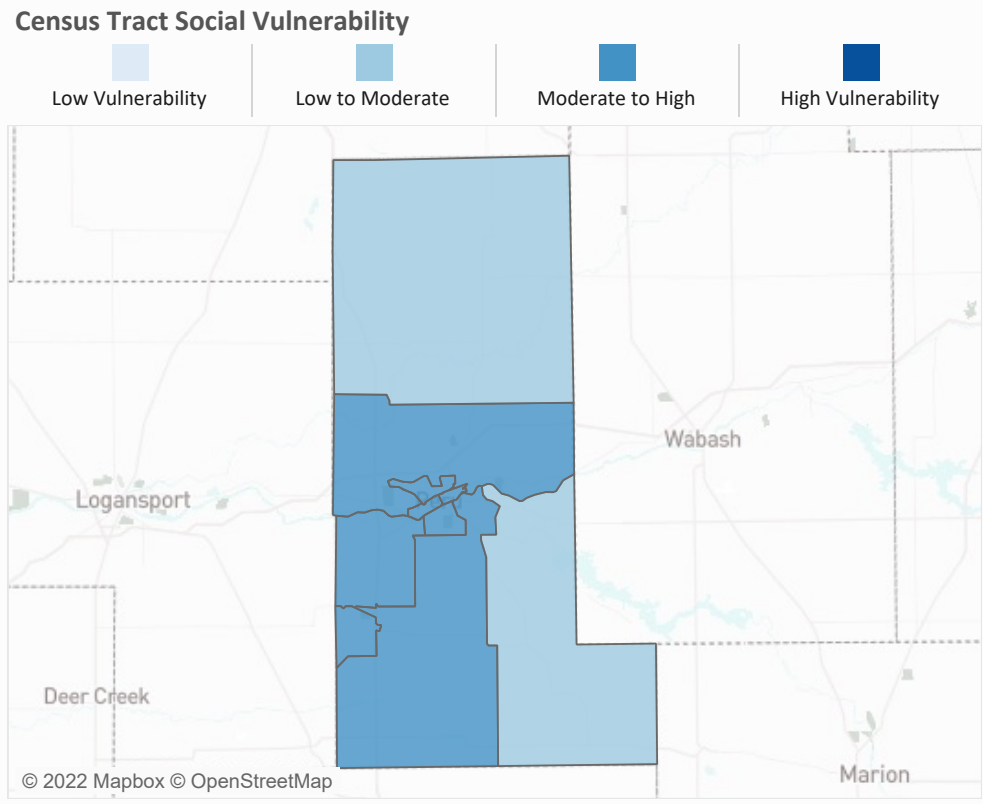


This tool provides a weekly snapshot of a county's updated COVID-19 vaccination statistics to help identify where vaccination outreach opportunities and planning efforts should be focused.

Fully Vaccinated Total 13,041	Fully Vaccinated Percentage 39%	Fully Vaccinated Females 6,614 (43%)	Fully Vaccinated Males 6,414 (35%)
--	--	---	---



Fully Vaccinated by Ethnicity

Hispanic or Latino 364 (32%)		Not Hispanic or Latino 12,064 (37%)	
Females Hispanic or Latino 155 (35%)	Males Hispanic or Latino 209 (30%)	Females Not Hispanic or Latino 6,409 (43%)	Males Not Hispanic or Latino 5,648 (32%)

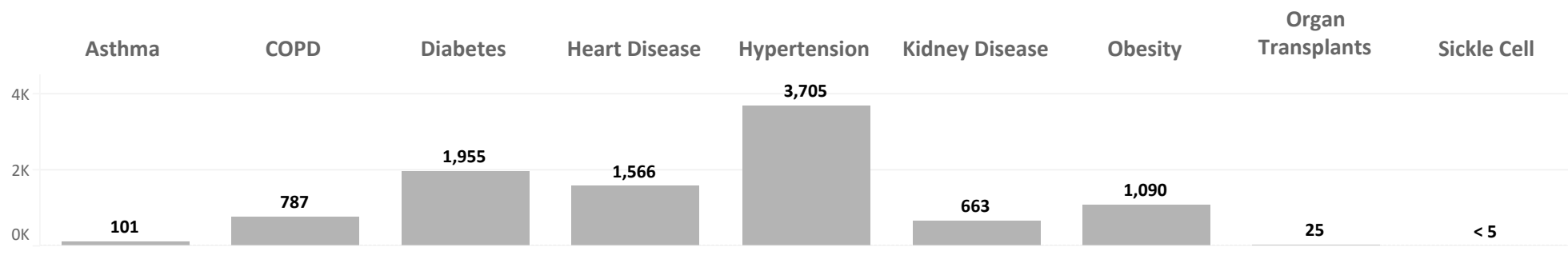
Fully Vaccinated by Race

White 11,510 (38%)		Black or African American 395 (22%)		Asian 82 (47%)		Other Race 944 (94%)	
Females 6,250 (43%)	Males 5,250 (33%)	Females 113 (45%)	Males 282 (19%)	Females 50 (58%)	Males 33 (37%)	Females 193 (38%)	Males 751 (95%+)

Vaccinated by Age and Race

		0-4	5-9	10-14	15-19	20-24	25-29	30-34	35-39	40-44	45-49	50-54	55-59	60-64	65-69	70-74	75-79	80-84	85+	
White	Females	< 5%	< 5%	10%	33%	38%	29%	38%	36%	37%	44%	50%	53%	68%	74%	75%	75%	82%	71%	
	Males	< 5%	< 5%	10%	20%	25%	21%	25%	25%	26%	30%	36%	45%	58%	67%	68%	76%	80%	59%	
Black or African American	Females	< 5%	< 5%	36%	50%	41%	61%	44%	< 5%	50%	75%	67%	86%	95%+	59%	64%	95%+	53%	78%	
	Males	< 5%	< 5%	< 5%	11%	15%	13%	18%	16%	14%	20%	24%	27%	51%	58%	94%	< 5%	< 5%	95%+	
Asian	Females	< 5%	< 5%	< 5%	< 5%	95%+	< 5%	< 5%	< 5%	< 5%	95%+	78%	< 5%	< 5%	75%	95%+	95%+	< 5%	< 5%	
	Males	< 5%	< 5%	< 5%	< 5%	95%+	< 5%	< 5%	< 5%	< 5%	95%+	< 5%	< 5%	< 5%	< 5%	< 5%	< 5%	< 5%	< 5%	
Other Race	Females	< 5%	< 5%	< 5%	32%	27%	34%	61%	50%	68%	64%	56%	76%	70%	65%	87%	95%+	83%	< 5%	
	Males	< 5%	< 5%	< 5%	19%	74%	95%+	95%+	95%+	95%+	95%+	95%+	95%+	95%+	95%+	95%+	95%+	95%+	95%+	60%
Hispanic or Latino	Females	< 5%	< 5%	10%	42%	64%	57%	36%	21%	58%	50%	93%	85%	60%	78%	< 5%	< 5%	< 5%	< 5%	
	Males	< 5%	< 5%	15%	21%	12%	28%	51%	52%	33%	76%	36%	42%	56%	< 5%	95%+	< 5%	< 5%	< 5%	
Not Hispanic or Latino	Females	< 5%	< 5%	11%	32%	36%	29%	38%	37%	36%	44%	49%	53%	68%	73%	75%	77%	80%	70%	
	Males	< 5%	< 5%	9%	19%	24%	21%	26%	25%	25%	30%	37%	44%	59%	69%	68%	77%	81%	60%	
		25% 75%	25% 75%	25% 75%	25% 75%	25% 75%	25% 75%	25% 75%	25% 75%	25% 75%	25% 75%	25% 75%	25% 75%	25% 75%	25% 75%	25% 75%	25% 75%	25% 75%	25% 75%	25% 75%

Conditions for Fully Vaccinated



Centers for Disease Control and Prevention/ Agency for Toxic Substances and Disease Registry/ Geospatial Research, Analysis, and Services Program. CDC/ATSDR Social Vulnerability Index 2018 Database Indiana. https://www.atsdr.cdc.gov/placeandhealth/svi/data_documentation_download.html Accessed on 22 April 2021.

For more information, please contact the CDC/ATSDR SVI Coordinator (svi_coordinator@cdc.gov).

U.S. Census Bureau. "Annual County Resident Population Estimates by Age, Sex, Race, and Hispanic Origin: April 1, 2010 to July 1, 2019 (CC-EST2019-ALLDATA) - Indiana" <https://www2.census.gov/programs-surveys/popest/datasets/2010-2019/counties/asrh/cc-est2019-alldata-18.csv> Accessed 22 April 2021.

*Census Tract Social Vulnerability

Socially vulnerable populations are especially at risk during public health emergencies because of factors like socioeconomic status, household composition, minority status, or housing type and transportation (https://www.atsdr.cdc.gov/placeandhealth/svi/at-a-glance_svi.html). People living in areas showing high vulnerability are more likely to face barriers that make it difficult to get vaccinated than people living in areas showing low vulnerability.

This report was prepared by the Indiana Health Information Exchange at the direction of and in collaboration with the Indiana Department of Health. Data for this project originates from the Indiana Network for Patient Care data providers and related public health data resources. This report is provided "as-is" and the Indiana Health Information Exchange and its partners do not guarantee and expressly disclaim all representations and warranties regarding the accuracy of this report. Any use or reliance on this information is at the user's sole risk.